

## FEMA-Funded EBB Program PHOTO SAMPLES

### Photos must:

- be digital and clearly show front, back and sides
- show corners connecting side and back or side and front
- show from roof to ground and adjust, if possible, around bushes, trees etc. to show as much of house as possible
- be date stamped

### Photos must be uploaded to Dashboard, as follows:

- View 1: front
- View 2: front of house, left side
- View 3: back of house, right side
- View 4: back of house, left side
- View 5: front of house, right side

### APP Resources for Photos\*

#### IPHONE

- PhotoMarks
- DateStamper
- Timestamp Camera

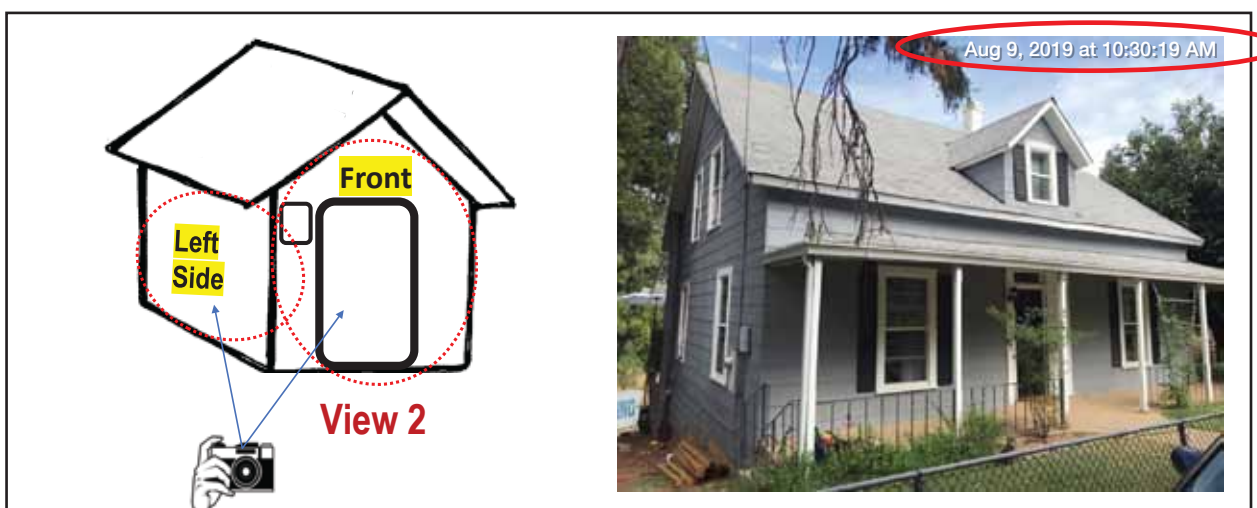
#### ANDROID

- Vignette— Photo Effects
- Auto Stamper
- Camera MX

FRONT OF HOUSE



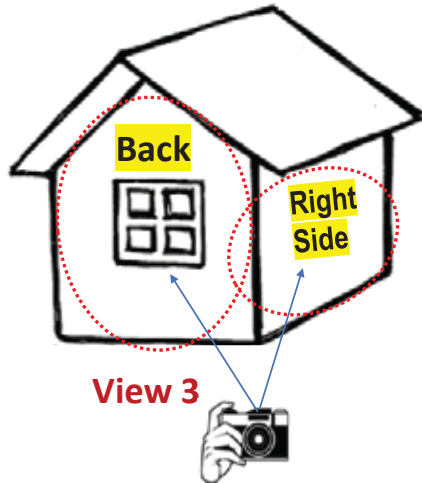
FRONT OF HOUSE, LEFT SIDE



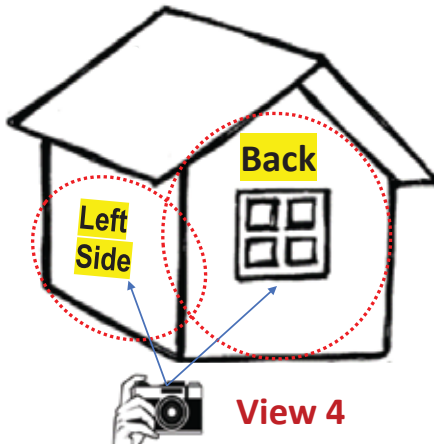
*\*EBB does not recommend, endorse or approve of any of these Apps. EBB provides this list as a convenience only. There are other Apps available.*

FEMA-Funded EBB Program  
PHOTO SAMPLES  
*continued*

BACK OF  
HOUSE,  
RIGHT SIDE



BACK OF  
HOUSE,  
LEFT SIDE



FRONT OF  
HOUSE,  
RIGHT SIDE

